

AIR CADET

Progressive Training Syllabus

BLUE BADGE LOGBOOK

NAME

CCF (RAF) CONTINGENT

RAF Air Cadets 2020 Strategy

The aim of the 2020 Strategy is to give information about the future vision and the development of the RAF Air Cadets. This also identifies many of the fun and challenging opportunities that are available to you and how you can develop new skills, achieve awards and take part in activities.

Progressive Training Syllabus Objectives

The new Progressive Training Syllabus has been designed to allow you to take part in a wide variety of activities from the day you join the RAF Air Cadets. You can progress through awards at blue, bronze, silver and gold levels and each of these will provide you with new opportunities, will allow you to develop your skills and then achieve recognised awards. Some of these activities will also help to build your confidence and others will help you to work as member of a team.

As a new cadet, you will undertake training within the First Class Cadet syllabus and this allows you to work towards achieving a number of blue level badges. These can include; Basic Radio Operator and Cyber Awareness, Heartstart First Aid, Foundation Level Leadership and a pre-Duke of Edinburgh's Award.

You can also achieve a blue badge for air rifle shooting and a musicians badge if you can play an instrument at Grade 3 level. Opportunities for you to go flying and gliding will be available from the age of 13 years and 3 months and blue wings can be awarded once you have completed some aviation training and have flown an airborne sortie in an RAF powered aircraft or glider.

Once you have achieved your First Class Cadet badge and blue badges, you can then start to look at what your next achievements may be within the Aviation Syllabus and Progressive Training Syllabus. The highest awards at gold level recognise significant levels of achievement and are either linked to instructor qualifications or nationally recognised awards. These awards can include; Instructor First Aid, Cyber Specialist, National Musician, Advanced Leadership, Competition Marksman, Pilot Scholarship and gliding to solo standard.

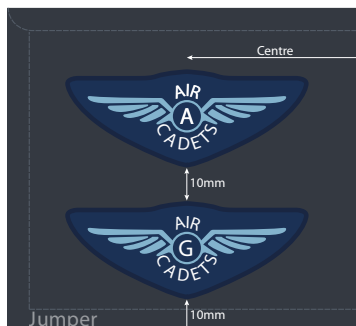
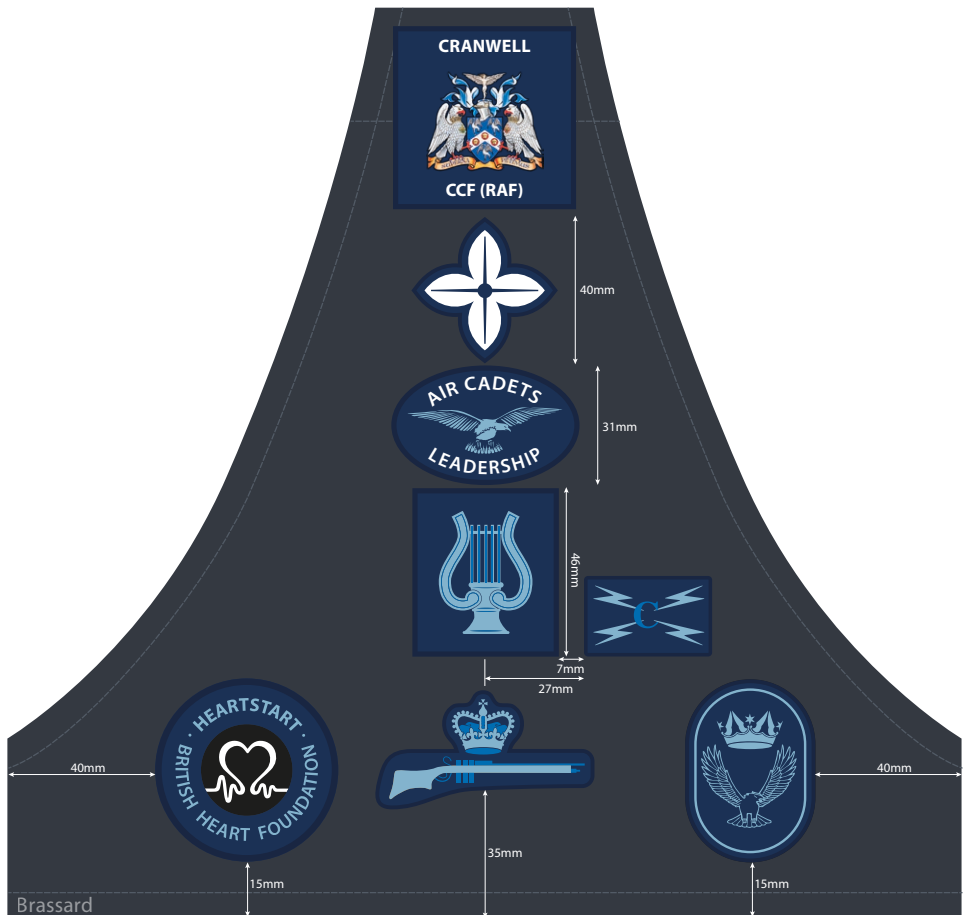
Transition

The new training syllabus includes many new badges, but if you are a cadet who already has some old style badges, you will be expected to change them for the new badges by 01 April 2018.

Blue Badge Logbook

The aim of this logbook is to identify the blue level awards from the Progressive Training Syllabus that you can achieve either during your First Class Cadet training or at any other time whilst you are a cadet. Every page of the Blue Badge Logbook lets you know about the awards and what you will need to do to achieve each badge. Further information can be found in ACTO 28.

Where do your badges go?




One flying and one gliding badge can be worn on the left shoulder patch of your jumper.

Basic Radio Operator and Cyber Awareness Blue Badge

Reference: ACTO 73

Cyber Awareness
Description
As part of your First Class Cadet training, you should watch the Cyber video that looks at online footprints, texting, sexting and cyber bullying.
Assessment
There is no assessment for this.
Eligibility
Any cadet undergoing First Class Cadet training.


Successfully achieved		
Name/Rank	Signature	Date

Basic Radio Operator	
	Description
	The aim is to give you the competence to use a radio for general administrative duties and small exercises around your own Squadron, using the correct procedures.
	Assessment
	There are 2 parts you must achieve: <ul style="list-style-type: none">You must successfully complete the Basic Radio Communications subject in the First Class Cadet Logbook.You must also demonstrate a competent use of a radio for communications.
	Eligibility
	<ul style="list-style-type: none">You must have successfully completed the Basic Radio Communications subject at First Class Cadet.You must also have completed the Cyber video training.

Basic Radio Operator and Cyber Awareness Blue Badge successfully achieved		
Name/Rank	Signature	Date


Air Cadet Leadership Blue Badge

Reference: ACTO 85

Air Cadet Foundation Leadership Blue Badge		
	Description	
	You will be taught how to use the SMEAC (Situation, Mission, Execution, Any Questions, Check Understanding) principle to brief a group of cadets and you will then put this into practice by successfully leading 2 approved leadership exercises.	
	Assessment	
	You will need to complete the theory test followed by at least 2 practical tests.	
	Eligibility	
	Any enrolled cadet with a minimum of 3 months attendance.	
Theory Test		
This cadet has been instructed in the use of SMEAC and is able to use it in a theoretical setting.		
Name/Rank	Signature	Date
Practical Tests		
In a group of 4 to 6 other cadets this cadet has successfully led at least 2 practical exercises, correctly using the SMEAC principle.		
The cadet can undertake as many exercises as necessary to achieve this.		
Exercise Number		Exercise Name
Exercise Number		Exercise Name
Practical tests successfully completed		
Name/Rank	Signature	Date
Blue Badge successfully achieved		
Name/Rank	Signature	Date

Pre-Duke of Edinburgh's Award Blue Badge

Reference: ACTO 74

Pre-Duke of Edinburgh's Award Blue Badge	
	Description If you are not old enough to start the Bronze Duke of Edinburgh's Award you can complete this air cadet award.
	Assessment You will need to complete all 4 Sections and get them signed by a member of staff.
	Eligibility Any cadet.

Volunteering Section		
Requirement (Evidence – SMS)	Start Date	End Date
Attend 75% of Sqn parade nights over a 3 month period.		
Requirement (Evidence – PIPE)	Date	
Participate in a fund raising, charitable or community event or project.		
Details of participation:		
Volunteering Section successfully achieved		
Name/Rank	Signature	Date

Skill Section		
Requirement (Evidence – First Class Cadet Logbook)		
Complete mandatory parts of one of the following subjects:	Achieved (tick one)	Date
Principles of Airmanship		
Map Reading		
Basic Radio Communications		

Expedition Section		
Requirement (Evidence – First Class Cadet Logbook)	Achieved (tick one)	Date
Correctly complete the mandatory parts of Initial Expedition Training.		

Pre-Duke of Edinburgh's Award Blue Badge

Reference: ACTO 74

Physical Section

Requirement (Evidence – Completed chart below)

Select any 3 of the Physical Achievement Tests shown below and show improvement over a 3 month period:

- Sprint - Run ten times between two markers, 10m apart.
- Ball speed bounce - a tennis ball using right and left-hand alternate catching for one minute, rebounding - the ball against a wall or flat vertical surface.
- Trunk curl.
- Push up - all participants should undertake the hand/knee version or the full version by agreement.
- Skipping using any foot pattern - number of repetitions in one minute.
- Single leg squat thrusts.
- Run - Run 100m.

Physical Achievement Tests Chart

Activity	Base line score	Week 1 Date:	Week 4 Date:	Week 8 Date:	Week 12 Date:
Sprint	Time				
Ball Speed bounce	No in 30 secs				
Trunk Curl	No in 1 min				
Push up	No in 1 min				
Skipping	No in 1 min				
Single leg squat thrust	No in 1 min				
Run	Time				

Physical Achievement Tests successfully completed


Name/Rank	Signature	Date

Blue Badge successfully achieved

Name/Rank	Signature	Date

Heartstart First Aid Blue Badge

Reference: ACTO 8



Heartstart Blue Badge
Description
Heartstart is an initiative coordinated by the British Heart Foundation (BHF) to promote and develop Emergency Life Support (ELS).
Assessment
You will undertake Emergency Life Support (ELS) training over a 2-hour period.
Eligibility
Any cadet.

Blue Badge successfully achieved

Name/Rank	Signature	Date

Aviation and Gliding Blue Badges

References: ACTO 31 / ACTO 32

Air Cadet Aviation and Familiarisation Course (FAM) – no badge

Description

This is an introduction to the basic principles of flight, aircraft instrumentation and airfield layout. This will support the Principles of Airmanship subject that you will undertake during your First Class Cadet training and will lead on to the Principles of Flight subject at Leading Cadet.

Assessment

This course is normally delivered through a PowerPoint presentation at a Volunteer Gliding Sqn (VGS) or Part Task Trainer (PTT) site with accredited instructors. Upon completion cadets will be presented with a certificate.

Eligibility

Any enrolled cadet.

Successfully achieved

Name/Rank	Signature	Date

Aviation and Gliding Blue Badges

References: ACTO 31 / ACTO 32

Aviation Training Package ATP Blue Wings



Ground training with consolidated flying training at an Air Experience Flight (AEF).



Ground training with consolidated flying training at a Volunteer Gliding Sqn (VGS).

Description

The Blue ATP builds on Air Cadet Aviation and Familiarisation Course (FAM) and introduces further aeronautical concepts including:

- The primary and further effects of controls.
- Lift vectors.
- Airfield procedures and discipline.

Assessment

Training is in 3 parts:

- Ground school element.
- Part Task Trainer (PTT) element.
- Airborne sortie(s) to consolidate what you have learnt.

Eligibility

You need to be:

- An enrolled cadet.
- Be a minimum age of 13 years and 3 months.
- Meet the medical fitness standard for flying during the airborne part.

Blue A Wings successfully achieved





Name/Rank	Signature	Date

Blue G Wings successfully achieved

Name/Rank	Signature	Date

Musician Blue Badges

Reference: ACTO 123

	Blue Lyre Musician Badge		Blue Crossed Trumpets Musician Badge
	Description A musician badge for a wide variety of instruments and can include singing or being a member of a choir.		Description A musician badge for the Bugle or Cavalry Trumpet.
	Blue Drum Musician Badge		Blue Pipes Musician Badge
	Description A musician badge for drums.		Description A musician badge for Highland Bagpipes.

Description

If you play an instrument, you may be eligible for one of these badges. The badges are awarded on the basis of musical ability. ACTO 123 gives details of the evidence required and the instruments that relate to the badges.

Assessment

There are 3 ways that you can qualify for the Blue Musician Badge:

- Pass a recognised music board examination at Grade 3 (practical).
- Provide an expert witness testimony (for example a school music teacher) that you play one of the instruments listed in ACTO 123 to Grade 3 standard.
- Assessment by a competent person that you have demonstrated an ability to play one of the instruments listed in ACTO 123.

Eligibility

Any cadet who can play an instrument to the required standard.

Blue Badge successfully achieved

Name/Rank	Signature	Date

Musician Blue Badges

Reference: ACTO 123

Authentication

Please confirm which of the assessment methods have been used and the source of the evidence. Only **one** is needed.

Assessment Method

Passed a recognised music board examination at Grade 3 (practical). State board, instrument and date.

Assessment Method

Expert witness testimony provided. State by whom, for what instrument and when.

Assessment Method

Assessed by a competent person. State by whom, for what instrument and when.

Statement

I confirm that I have seen the Certificate or Witness Testimony or have carried out the assessment detailed above.

Name/Rank


Signature

Date

Air Rifle Shooting and Marksmanship Blue Badges

Reference: ACP 18

Weapon Handling Training – Air Rifle – no badge					
Description					
This training allows you to safely handle and fire this weapon.					
Assessment					
After the training you will complete a Weapons Handling Test and safely fire the weapon.					
Eligibility					
Any cadet.					
Lesson	Tick	Lesson	Tick	Lesson	Tick
Weapon Lesson 1		Weapon Lesson 2		Weapon Lesson 3	
Weapon Lessons completed					
Name/Rank		Signature		Date	
Weapon Handling Test completed					
Name/Rank		Signature		Date	
Live Fire Lesson 1 Grouping completed					
Name/Rank		Signature		Date	

Trained Shot Blue Badge – Air Rifle		
	Description	
	This allows you to be competent in handling and shooting this weapon.	
	Assessment	
	Complete Live Fire Lesson 2 on zeroing.	
	Eligibility	
Any cadet who has completed <ul style="list-style-type: none"> • Weapon Lessons. • Weapon Handling Test. • Live Fire Lesson 1 Grouping. 		
Live Fire Lesson 2 - Zeroing completed		
Blue Badge successfully achieved		
Name/Rank	Signature	Date

Air Rifle Shooting and Marksmanship Blue Badges

Reference: ACP 18

Marksman Blue Badge – Air Rifle

	Description	
	This encourages you to participate in shooting to a recognised intermediate standard of marksmanship.	
	Assessment	
	Complete Live Fire Lesson 3 - Marksman Test.	
	Eligibility	
Any cadet who has achieved		
<ul style="list-style-type: none"> • Trained Shot Blue Badge standard. 		
Live Fire Lesson 3 - Marksman Test completed		
Blue Badge successfully achieved		
Name/Rank	Signature	Date


Advanced Marksman Blue Badge – Air Rifle

	Description	
	This encourages you to participate in shooting to a recognised advanced standard of marksmanship.	
	Assessment	
	Complete Live Fire Lesson 3 - Marksman Test.	
	Eligibility	
Any cadet who has achieved		
<ul style="list-style-type: none"> • Trained Shot Blue Badge standard 		
Live Fire Lesson 3 - Marksman Test completed		
Blue Badge successfully achieved		
Name/Rank	Signature	Date

Air Rifle Shooting and Marksmanship Blue Badges

Reference: ACP 18

Competition Marksman Blue Badge – Air Rifle

	Description			
	This provides a further challenge to you through participation in National shooting competitions.			
	Assessment			
	<ul style="list-style-type: none"> • Complete Live Fire Lesson 4 - Elementary Application Kneeling (optional). • Complete Live Fire Lesson 5 - Advanced Application (optional). • Compete in a National shooting competition. 			
	Eligibility			
	Any cadet who has achieved			
	<ul style="list-style-type: none"> • Advanced Marksman Blue Badge standard. 			
	Completed Live Fire Lesson 4 - Elementary Application Kneeling and Live Fire Lesson 5 - Advanced Application (both optional) - tick			
	Live Fire 4		Live Fire 5	

Competition Participation

Details of Competition:

Name/Rank	Signature	Date

Blue Badge successfully achieved

Name/Rank	Signature	Date

Progressive Training Syllabus

Once you have achieved your blue badges you can progress through the next level of the syllabus and achieve bronze badges or other badges from the Progressive Training Syllabus.

